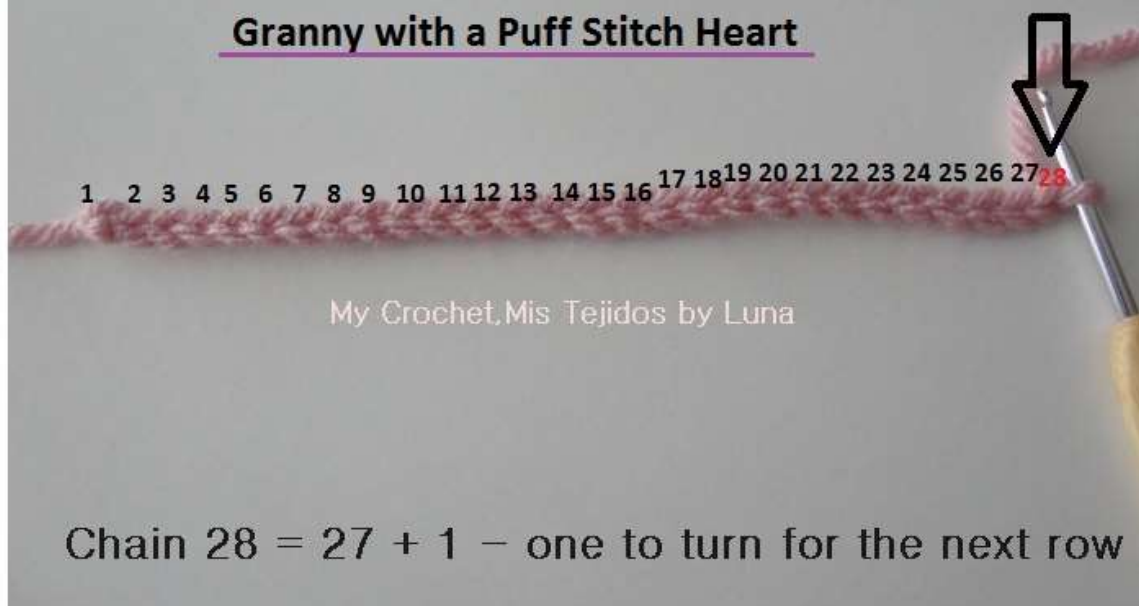


Important : At the end of all and each row "chain one".

Importante: En todas y cada una de las vueltas y al final de cada vuelta " teja una cadena".

Granny with a Puff Stitch Heart



Chain 28 = 27 + 1 – one to turn for the next row

Tejemos 1 cadena de 28 (27 + 1 para subir la siguiente vuelta)

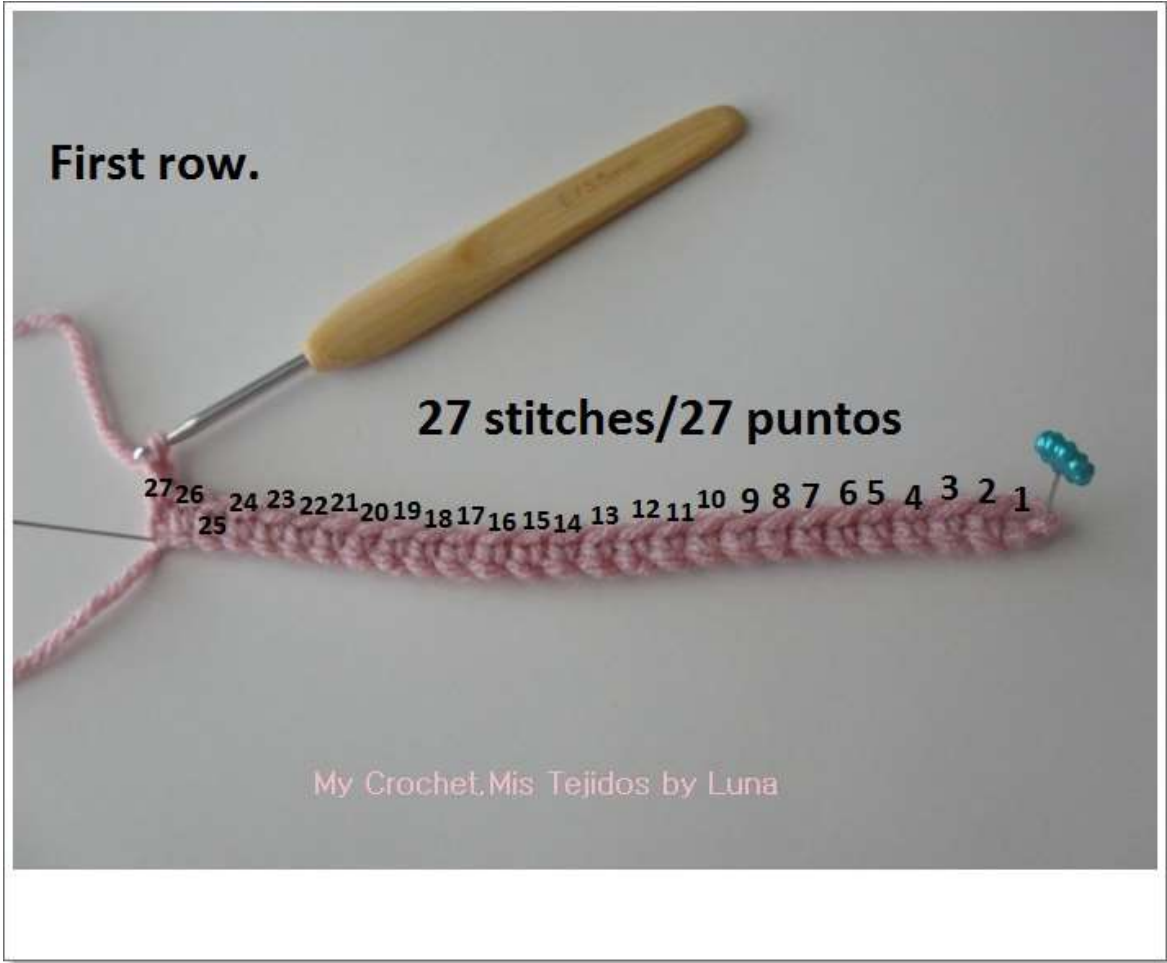
Always , all rows have to end with 27 stitches,keep counting as you go.

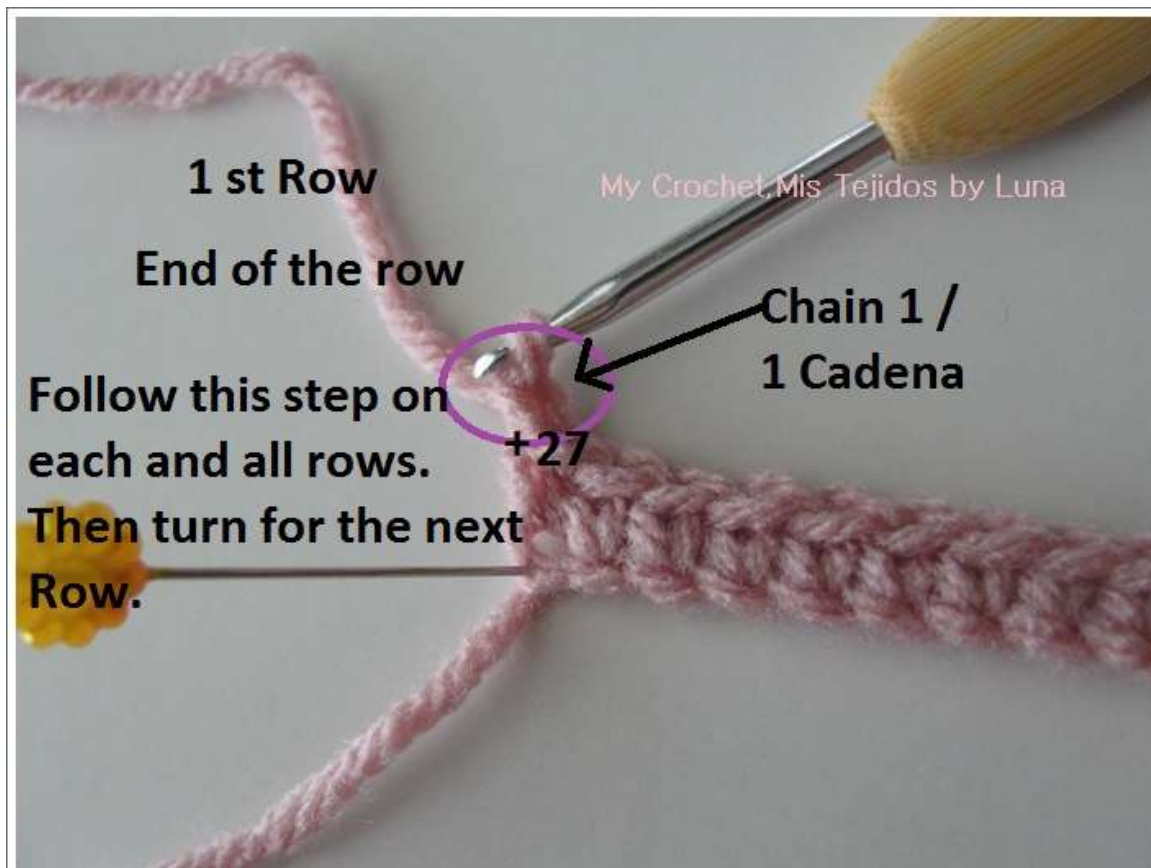
T single crochet /punto bajo



In this granny square we are working with single crochets.Puff Stitches with 4 double Crochet stitches.


Siempre en todas las vueltas debes terminar con 27 puntos.



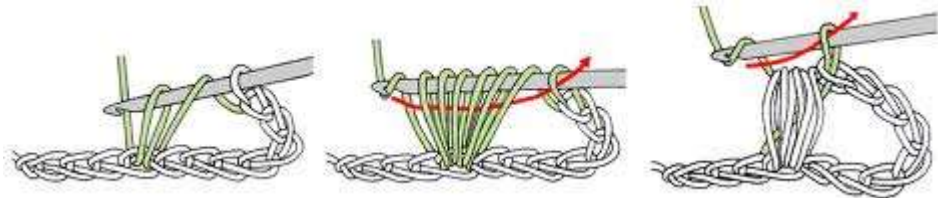


Final de la 1ra vuelta y en todas repites este paso.






POPCORN HEART BLANKET



Row # 4 /Vuelta # 4

My Crochet, Mis Tejidos by Luna

Puff Stitch of 4 stitches.
4 double crochets




Punto Puff compuesto de 4
varetas juntas.

Note: You can make a smaller or larger Puff Stitch.

My Crochet, Mis Tejidos by Luna


Row # 4/Vuelta # 4



My Crochet.Mis Tejidos by Luna

Row # 4 /Vuelta # 4

yarn over and pull




Row # 4 / Vuelta # 4

My Crochet.Mis Tejidos by Luna

Puff stitch is Done.

Always use the next stitch to finish it.




My Crochet, Mis Tejidos by Luna

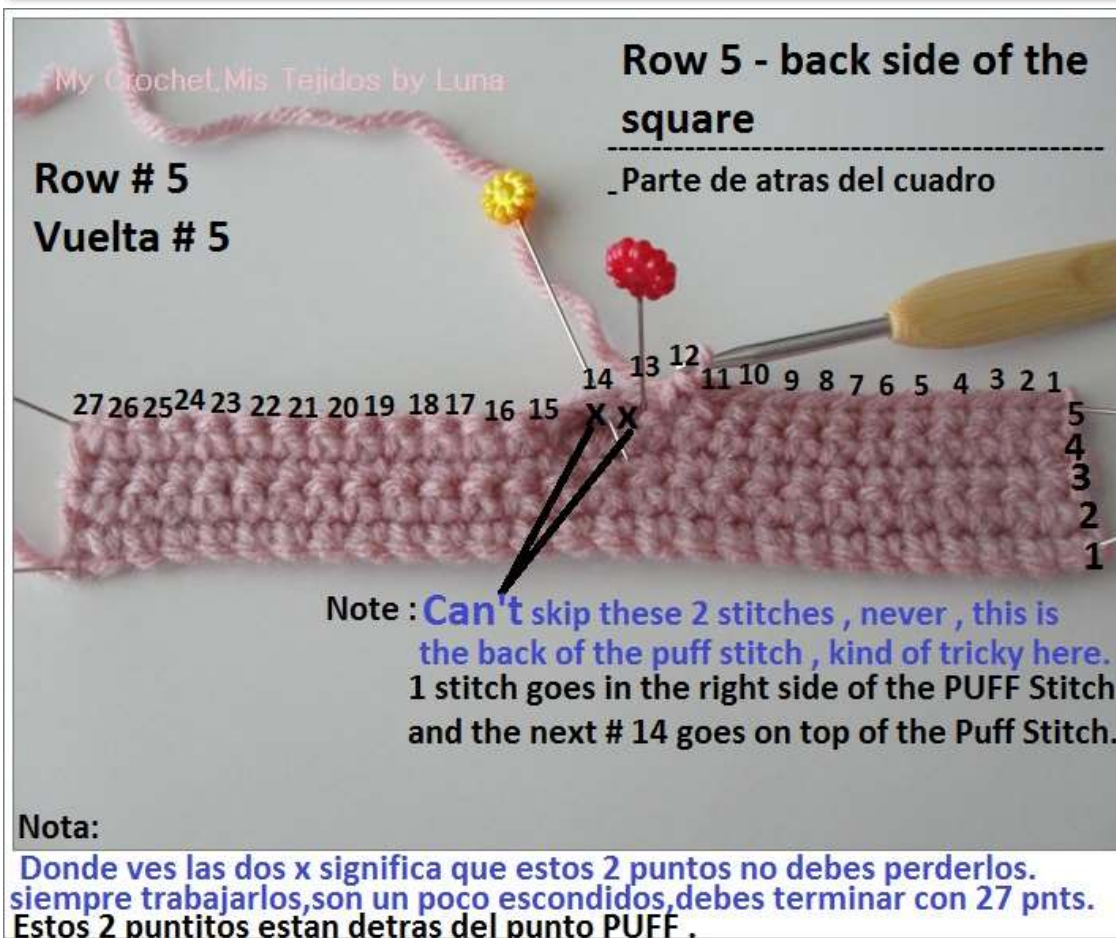

Always use the next stitch after each and all PUFF Stitches.




My Crochet, Mis Tejidos by Luna


This is how it looks.



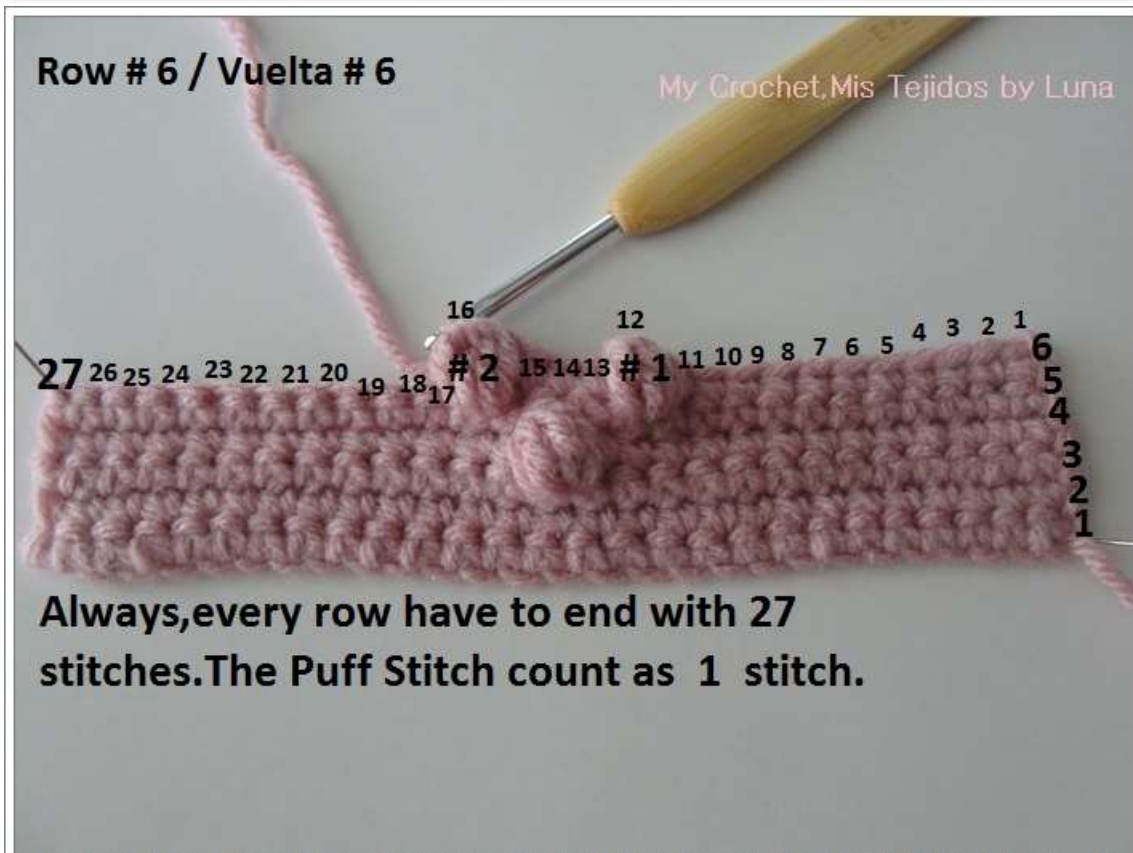


POPCORN HEART BLANKET





Proxima punto PUFF lo tejemos en el punto # 16, mirar a la flecha lila.



Always, every row have to end with 27 stitches. The Puff Stitch count as 1 stitch.

Todas las vueltas deben terminar con 27 puntos. Llevar en cuenta que cada 1 de los Puntos Puff cuentan como 1 punto.

Ending of row 6.../Finalizando vuelta # 6



My Crochet.Mis Tejidos by Luna

Next on Row # 7 ,....
Remember to follow steps from row # 5 on all the row going on the back of the square.

Recordar seguir los pasos de la vuelta # 5 en todas las vueltas que se tejan en la parte de atras del cuadrito.

Row # 8 / Vuelta # 8

My Crochet.Mis Tejidos by Luna




2nd Puff Stitch on stitch # 18

Segundo Punto Puff va en el punto # 18.

POPCORN HEART BLANKET





Vuelta # 10 y Primer Punto Puff en el punto # 8 y Continuas.

Row # 10 /Vuelta # 10



Row # 10 / Vuelta # 10 - Second Puff Stitch



After finishing row 10, turn and make Row 11 on the back of the square.

**Vuelta # 10 y Segundo punto Puff en el punto # 20. Y continuas.
Luego volteas y tejer la vuelta # 11.**

Row #11 was done on the back of the granny...,

Row # 12 / Vuelta # 12 - First Puff Stitch




Vuelta # 12 y primer punto Puff en el punto # 6 y continuas.

Row # 12 is Done / Vuelta # 12 completa.

Remember , now turn and make row 13. Do not forget the las chain at the end of the row after stitch 27





Row # 14 and First Puff Stitch/Vuelta # 14 y Primer Punto Puff

Puff Stitch goes here



Row # 14 and Second Puff Stitch /
Vuelta # 14 y Segundo punto Puff.

Second Puff Stitch on top of stitch # 23



Row # 14 is Done/Vuelta # 14 completa.



Row # 15 is done/Vuelta # 15 completa
This is on the back of the square/ Parte de atras del cuadro.

chain 1 and turn. /tejes 1 cadena y volteas



next Row # 16 / Proxima vuelta # 16 ➡

Row # 16 and First Puff Stitch/Vuelta # 16 y primer punto Puff.



Primer punto Puff va en el punto # 4 y continuamos al proximo puff.

Row # 16 and Second Puff Stitch/Vuelta # 16 y 2do Punto Puff.

Second Puff Stitch goes here on stitch # 24/ 2do punto puff se teje en el # 24.




Continue/Continuamos ➡

Row # 16 is Done/Vuelta # 16 completa



next: row 17 on the back of the square. /volteamos para la 17.

Row # 17 On the back of the square, kind of tricky here.



Row # 17 and the end of the row.

Here we are working on the back of the square and only with single crochets.

Aca estamos trabajando con puntos bajos solamente y en la parte de atras del cuadrado.



moving to the next Row # 18 .../ continuamos para la vuelta # 18.



Row # 17looking how to insert the hook and make the 23 single crochet and continue.



Row # 17 is Done/Vuelta 17 completa



Turn and go to start row 18/Volteas y a trabajar la # 18.

Row # 18 and First Puff Stitch/Vuelta # 18 y 1er Punto Puff



Row # 18 and Second Puff Stitch / Vuelta # 18 y 2do PUFF

Second Puff Stitch goes here.

27 26 25 24 23 22 21 20 19 18 17 16 15 14 13 12 11 10 9 8 7 6 5 4 3 2 1

My Crochet, Mis Tejidos by Luna

Next step.../ proximo paso ... ➡

Row # 18 and Third Puff Stitch/Vuelta # 18 y 3er Punto Puff


Third Puff Stitch goes here on stitch # 24.

27 26 25 24 23 22 21 20 19 18 17 16 15 14 13 12 11 10 9 8 7 6 5 4 3 2 1


row 18

My Crochet, Mis Tejidos by Luna

Tercer Punto Puff se coloca en el punto # 24.... y continuamos.



POPCORN HEART BLANKET



Row # 20 is Done / Vuelta # 20 completa

4 PUFF STITCHES



Row #21 Done ,back of the granny

Vuelta # 21 completa,detras del granny



POPCORN HEART BLANKET

Row # 22 and first stitch/Vuelta # 22 y Primer Stitch




Row # 22 and 2nd Puff Stitch/ Vuelta 22 y 2do Punto Puff.



POPCORN HEART BLANKET

Row # 22 and Third Puff Stitch/ Vuelta # 22 y 3er Punto Puff



My Crochet, Mis Tejidos by Luna

Row # 22 and 4th Puff Stitch/Vuelta # 22 4to Punto Puff



My Crochet, Mis Tejidos by Luna

Now, we are moving to the next Row # 23 ,just turn and continue.

Nos movemos a la vuelta # 23 ,volteamos el cuadrito y continuamos.

Row # 22 is Done/Vuelta 22 completa.



Turn and go to the next ROW # 23.

Volteamos y vamos a la vuelta # 23.

Row # 23 is Done / Vuelta # 23 completa



Turn and go to the next Row # 24.

Volteamos el cuadrado y vamos a la vuelta # 24.

Row # 24 and 1st Puff Stitch/Vuelta #24 y 1er Punto Puff



Row # 24 and 2nd Puff Stitch/ Vuelta # 24 y 2 do Punto Puff



POPCORN HEART BLANKET

Row # 24 and 3rd Puff Stitch/ Vuelta # 24 y 3 er Punto Puff


Third Puff Stitch
Tercer Punto Puff

My Crochet, Mis Tejidos by Luna

Row # 24 y 4 th Puff Stitch/ Vuelta # 24 y 4to Punto Puff


Fourth Puff Stitch
Cuarto Punto Puff

My Crochet, Mis Tejidos by Luna

YAYYYYYY....Heart is done. After this,3 more rows of single crochets.

Corazon Completo ,ahora despues de este paso tejemos 3 vueltas mas de puntos simples

POPCORN HEART BLANKET

Row # 24 is Done/Vuelta # 24 completa

by Luna

My Crochet, Mis Tejidos by Luna

Now 3 More rows of single crochets and Granny Square is completed.
Unas 3 vueltas mas de puntos simples y el cuadrito esta completo.

Row # 25 is DONE/Vuelta # 25 completa

Luna


My Crochet, Mis Tejidos by Luna

POPCORN HEART BLANKET

Row # 26 with single crochets /Vuelta # 26 ,solo con puntos simples



My Crochet, Mis Tejidos by Luna



My Crochet, Mis Tejidos by Luna